

1-534998-8 ✓ ACTIVE

AMPMODU | Modu Connector System

TE Internal #: 1-534998-8

PCB Mount Receptacle, Vertical, Board-to-Board, 36 Position, 2.54 mm [.1 in] Centerline, Gold, Through Hole - Solder, Signal, Modu Connector System

[View on TE.com >](#)



Connectors > PCB Connectors > PCB Headers & Receptacles



PCB Connector Assembly Type: **PCB Mount Receptacle**

PCB Mount Orientation: **Vertical**

Connector System: **Board-to-Board**

Number of Positions: **36**

Number of Rows: **2**

Features

Product Type Features

| | |
|-----------------------------------|-----------------------|
| Applied Pressure | Standard |
| PCB Connector Assembly Type | PCB Mount Receptacle |
| Connector System | Board-to-Board |
| Sealable | No |
| Connector & Contact Terminates To | Printed Circuit Board |

Configuration Features

| | |
|------------------------------|----------|
| Stackable | Yes |
| PCB Mount Orientation | Vertical |
| Number of Positions | 36 |
| Number of Rows | 2 |
| Board-to-Board Configuration | Parallel |

Electrical Characteristics

| | |
|---------------------------------------|---------|
| Dielectric Withstanding Voltage (Max) | 750 VAC |
| Insulation Resistance | 5000 MΩ |
| Operating Voltage | 333 VAC |

Body Features

| | |
|-----------------------|-------|
| Connector Profile | Low |
| Primary Product Color | Black |



Contact Features

| | |
|---|---------------------------|
| Contact Protection Type | Closed Entry Housing |
| Contact Mating Area Length | 3.77 mm[.148 in] |
| Mating Square Post Dimension | .64 mm[.025 in] |
| PCB Contact Termination Area Plating Material Thickness | 3.81 – 7.61 μ m |
| Contact Shape & Form | Round |
| PCB Contact Termination Area Plating Material | Tin-Lead |
| Contact Base Material | Phosphor Bronze |
| Contact Mating Area Plating Material | Gold |
| Contact Mating Area Plating Material Thickness | .762 μ m[30 μ in] |
| Contact Type | Socket |
| Contact Current Rating (Max) | 2 A |

Termination Features

| | |
|---|-----------------------|
| Rectangular Termination Post & Tail Thickness | .2 mm[.008 in] |
| Rectangular Termination Post & Tail Width | .7 mm[.028 in] |
| Termination Post & Tail Length | 3.18 mm[.125 in] |
| Termination Method to Printed Circuit Board | Through Hole - Solder |

Mechanical Attachment

| | |
|-------------------------|-------------|
| Mating Alignment | Without |
| PCB Mount Retention | Without |
| PCB Mount Alignment | Without |
| Connector Mounting Type | Board Mount |

Housing Features

| | |
|-----------------------|----------------|
| Mating Entry Location | Top |
| Centerline (Pitch) | 2.54 mm[.1 in] |
| Housing Material | Thermoplastic |

Dimensions

| | |
|-----------------------------|-------------------------|
| Connector Height | 5.03 mm[.198 in] |
| Row-to-Row Spacing | 2.54 mm[.1 in] |
| Stack Height | 9.02 mm[.355 in] |
| PCB Thickness (Recommended) | 1.57 mm[.055 – .094 in] |

Usage Conditions



| | |
|-----------------------------|----------------------------|
| Housing Temperature Rating | Standard |
| Operating Temperature Range | -65 – 125 °C[-85 – 257 °F] |

Operation/Application

| | |
|------------------------|----------------|
| Solder Process Feature | Board Standoff |
| Circuit Application | Signal |

Industry Standards

| | |
|------------------------|-----------------------|
| Approved Standards | CSA LR7189, UL E28476 |
| UL Flammability Rating | UL 94V-0 |

Packaging Features

| | |
|--------------------|-----------|
| Packaging Quantity | 12 |
| Packaging Type | Box, Tube |

Product Compliance

[For compliance documentation, visit the product page on TE.com>](#)

| | |
|---|---|
| EU RoHS Directive 2011/65/EU | Not Compliant |
| EU ELV Directive 2000/53/EC | Not Compliant |
| China RoHS 2 Directive MIIT Order No 32, 2016 | Restricted Materials Above Threshold |
| EU REACH Regulation (EC) No. 1907/2006 | Current ECHA Candidate List: JUNE 2022 (224) Candidate List Declared Against: JUL 2021 (219) SVHC > Threshold: Pb (13% in Component) Article Safe Usage Statements: Do not eat, drink or smoke when using this product. Wash thoroughly after handling. Recycle if possible and dispose of the article by following all applicable governmental regulations relevant to your geographic location. |
| Halogen Content | Low Halogen - Br, Cl, F, I < 900 ppm per homogenous material. Also BFR/CFR/PVC Free |
| Solder Process Capability | Wave solder capable to 240°C |

Product Compliance Disclaimer

This information is provided based on reasonable inquiry of our suppliers and represents our current actual knowledge based on the information they provided. This information is subject to change. The part numbers that TE has identified as EU RoHS compliant have a maximum concentration of 0.1% by weight in homogenous materials for lead, hexavalent chromium, mercury, PBB, PBDE, DBP, BBP, DEHP, DIBP, and 0.01% for cadmium, or qualify for an exemption to these limits as defined in the Annexes of Directive 2011/65/EU (RoHS2). Finished electrical and electronic equipment products will be CE marked as required by Directive 2011/65/EU. Components may not be CE marked. Additionally, the part numbers that TE has identified as EU ELV compliant have a maximum concentration of 0.1% by weight in homogenous materials for lead, hexavalent chromium, and mercury, and 0.01% for cadmium, or qualify for an exemption to these limits as defined in the Annexes of Directive 2000/53/EC (ELV). Regarding the REACH Regulation, the information TE provides

on SVHC in articles for this part number is based on the latest European Chemicals Agency (ECHA) 'Guidance on requirements for substances in articles' posted at this URL: <https://echa.europa.eu/guidance-documents/guidance-on-reach>


Compatible Parts




Also in the Series | Modu Connector System



Automotive Housings(2)




Board-to-Board Jumpers & Shunts(5)




PCB Connector Covers(4)



PCB Connector Keying(4)



PCB Headers & Receptacles(1243)



Standard Edge Connectors(2)

Documents

Product Drawings

[36 MODIV VRT DR CE 100/125](#)

English

CAD Files

Customer View Model

[ENG_CVM_CVM_1-534998-8_R.2d_dxf.zip](#)

English

[3D PDF](#)

3D

Customer View Model



[ENG_CVM_CVM_1-534998-8_R.3d_igs.zip](#)

English

Customer View Model

[ENG_CVM_CVM_1-534998-8_R.3d_stp.zip](#)

English

By downloading the CAD file I accept and agree to the [Terms and Conditions](#) of use.

Product Specifications

Application Specification

English